


çé í í î çðçî ' ' ž ' ž çèì ' ' "

[www.primeemirates.ae](http://www.primeemirates.ae)





# P



# P

ù

(i Ł . . . . . ã . . . . . " ù . . . . . ! é  
" . . . . . " èèèè"

èi ù . . . . . " ù . . . . . ! é

. . . . . ù ù . . . . . ! é  
" . . . . . " . . . . . " . . . . . " . . . . . "

ù . . . . . ù . . . . . ! i  
! . . . . . ù . . . . . ù . . . . . "

ù . . . . . ù . . . . . ! í  
" . . . . . " . . . . . " . . . . . "

ù . . . . . ù . . . . . ! î  
" . . . . . " . . . . . " . . . . . "

ù . . . . . ù . . . . . ! i  
" . . . . . " . . . . . " . . . . . "

ù . . . . . ù . . . . . ! é  
" . . . . . " . . . . . " . . . . . "

ù . . . . . ù . . . . . ! é  
" . . . . . " . . . . . " . . . . . "

ù . . . . . ù . . . . . ! é  
" . . . . . " . . . . . " . . . . . "

ù . . . . . ù . . . . . ! é  
" . . . . . " . . . . . " . . . . . "

ù . . . . . ù . . . . . ! é  
" . . . . . " . . . . . " . . . . . "


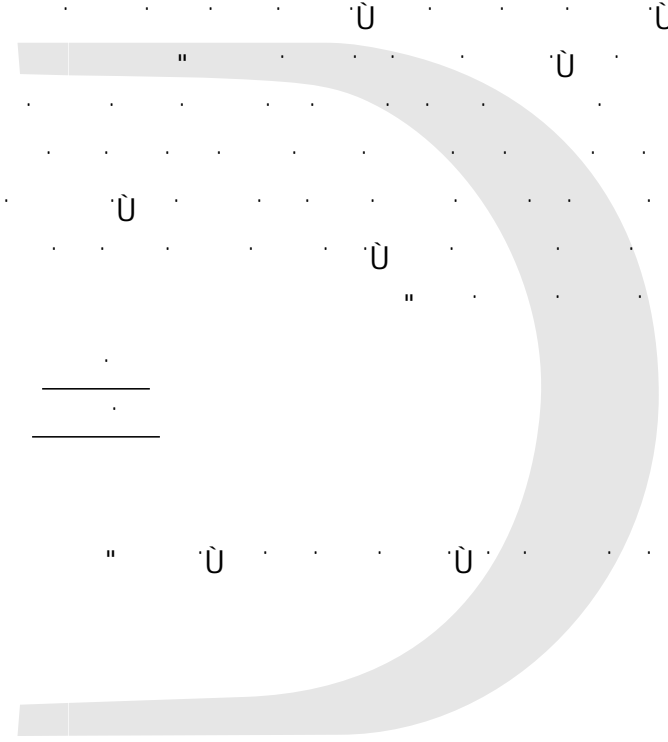

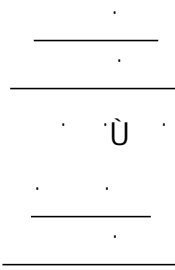
ù . . . . . ù . . . . . ! é  
" . . . . . " . . . . . " . . . . . "

ù . . . . . ù . . . . . ! é  
" . . . . . " . . . . . " . . . . . "

ù . . . . . ù . . . . . ! é  
" . . . . . " . . . . . " . . . . . "

ù . . . . . ù . . . . . ! é  
" . . . . . " . . . . . " . . . . . "

P





# P

	Ø
fl	£
fl	£
	Ø
	Ø
	flØ £
#flØ £	
	#Ø
fl	£
fl	£
	Ø
	Ø
	flØ £
fl Ø	£
Ø	Ø
	Ø
	#Ø

.....

# P

Handwriting practice sheet for the letter 'P'. It features a large, faint background illustration of the letter 'P' with arrows indicating stroke direction. The sheet is divided into several sections of horizontal lines for writing practice. The first section contains the following text on the right side of the lines: Ø, fl, £, fl, £, Ø, " ", Ø, " ", flØ, £. The second section contains: Ø, fl, £, fl, £, Ø, " ", Ø, " ", flØ, £. The third section contains: Ø, Ø, Ø, Ø. The fourth section contains: #, Ø, fl, £, Ø, " ", Ø. The background illustration shows a large 'P' with arrows: a vertical arrow pointing down for the stem, a curved arrow for the top loop, and a horizontal arrow for the base.

Handwriting practice sheet for the letter 'e'. It features a large, faint background illustration of the letter 'e' with arrows indicating stroke direction. The sheet is divided into several sections of horizontal lines for writing practice. The first section contains the following text on the right side of the lines: éØ, éØ. The background illustration shows a large 'e' with arrows: a curved arrow for the top loop and a horizontal arrow for the base.



